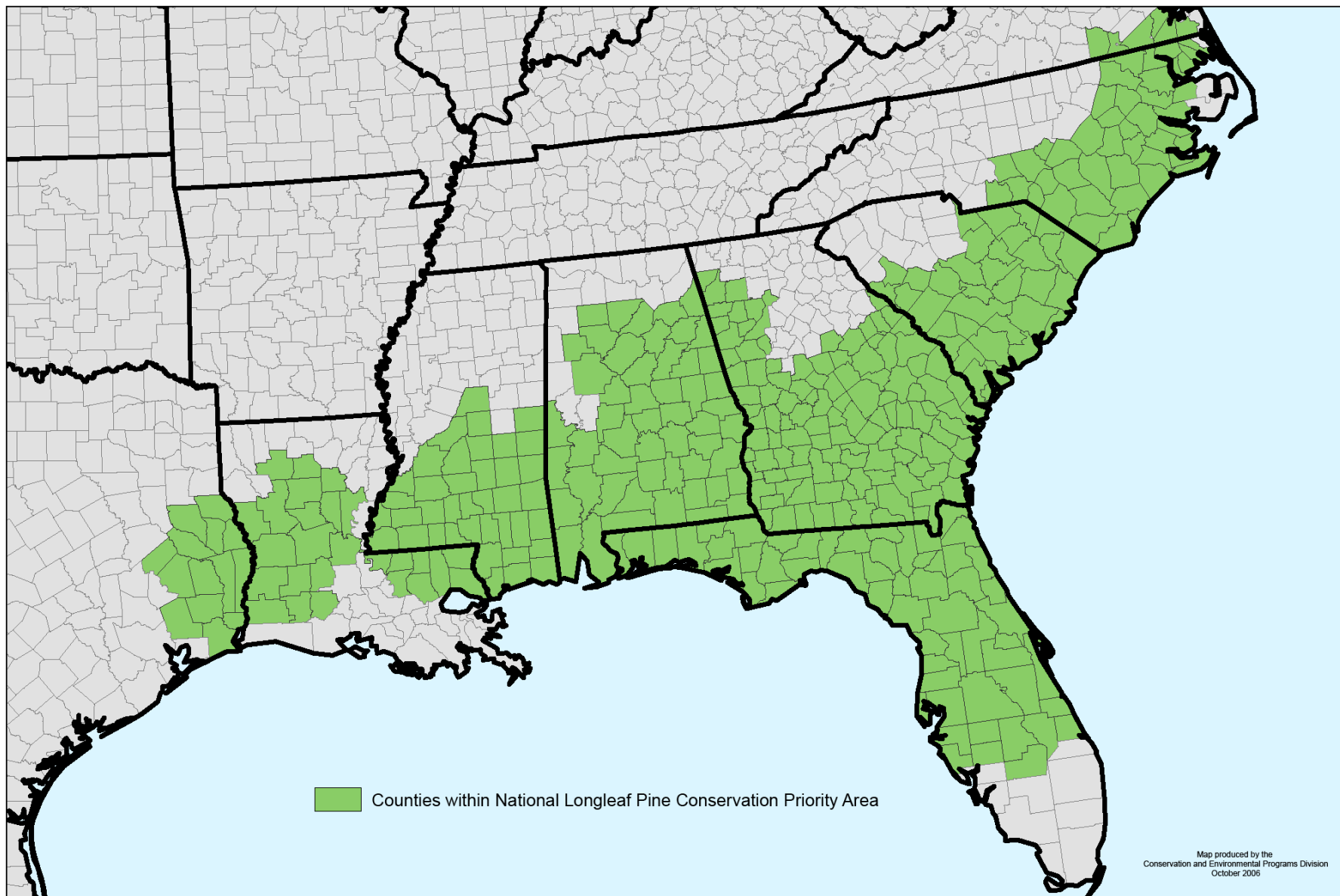


Longleaf Pine Establishment



Mark Bost, Assistant Regional Forester
NC Forest Service

Conservation Reserve Program Longleaf Pine Initiative



Another Range Map for NC:







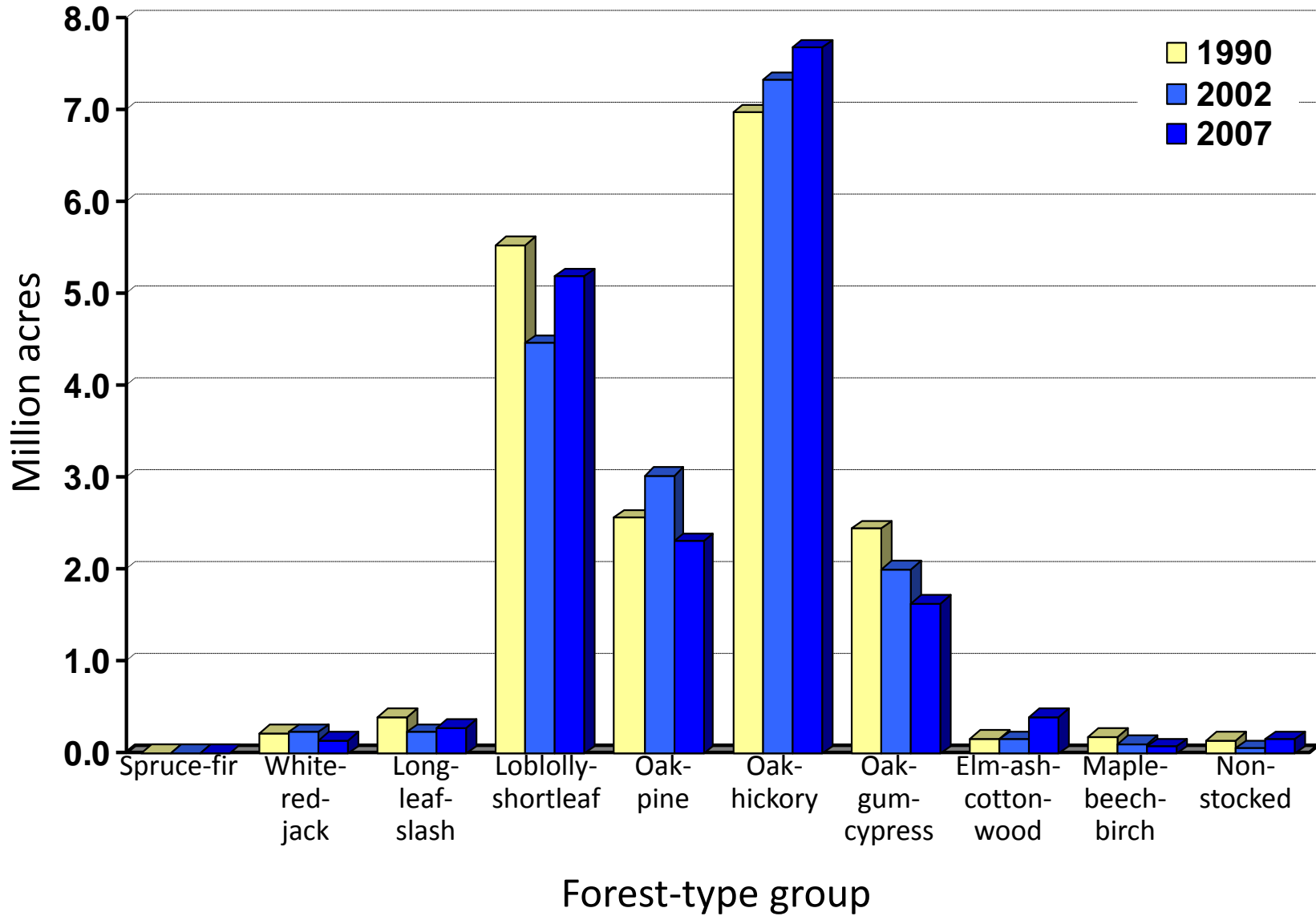


1997 – 2006 Longleaf Pine Establishment For Private Land in NC

Longleaf Pine Established Under Federal & State Cost-Share Programs in NC by DFR District

Acres	District	Percent	
20,685		6	34.84
19,081		3	32.14
14,475		8	24.38
3,155		4	5.31
1,314		5	2.21
419		7	0.71
104		11	0.18
85		10	0.14
42		13	0.07
6		2	0.01
1		12	0.00
-		1	-
-		9	-

Area of Timberland by Forest-Type Group



Longleaf in Cutovers usually a slam dunk



Agricultural Field Challenges

Everything the farmer did to make the field better for growing crops made it worse for growing Longleaf pine

Why?

If Longleaf will be planted immediately following agricultural crop it is normally best to lay out the field for 1 year

Test pH

“Before applying any herbicide over longleaf pine it is important to test the soil pH. One of the most popular herbicides (Oust/sulfometuron) becomes more active as soil pH increases. If soil is above 6.0 pH, Oust should only be applied at the lowest recommended rate. If the soil is above 6.5 pH, do not apply more than 1 oz of Oust to the acre. If the soil is above 6.7, Oust should probably be avoided on these soils.”



Fall after scalp, plant, Arsenal/Oust
(Greene County)

Grass and longleaf = failure

Site prep bermuda and fescue fields with well timed herbicide application per literature

Only apply Arsenal or Oust/Oustar over the top of longleaf pine when you are in danger of loosing the stand

Scalp early if possible (late August through early October)





Bedding sometimes helps



Machine Planting bare root is an option
(trees must have very recent lift date)



Maintenance is Important!
Check competition and survival often the first 2 years



If there are any mature loblolly pine surrounding the field, make sure LO is prepared to fight natural loblolly pine competition.

Mowing and mechanical are both options in open fields (scalping makes finding rows of planted longleaf easier)

The Problem:



The Solution:







Longleaf Pine required “Maintenance” by Fire
(Wake County Harris Lake Park Longleaf Burn 4-08)









Northern Alamance Co. Longleaf Pine- 11 yrs old



Harnett Co. Longleaf Pine

Laura Fogo's Montgomery County Restoration Project





Old Relic Longleaf Pine in Montgomery County



Yadkin Co. Longleaf Pine with Big Problems!

Johnston County CRP





Nine year old longleaf pine at Jordan Lake average 1 -2 feet less height growth than loblolly pine planted on same site

Durham County Longleaf Pine (77 years old)







Current State Record is old line tree in Montgomery Co.

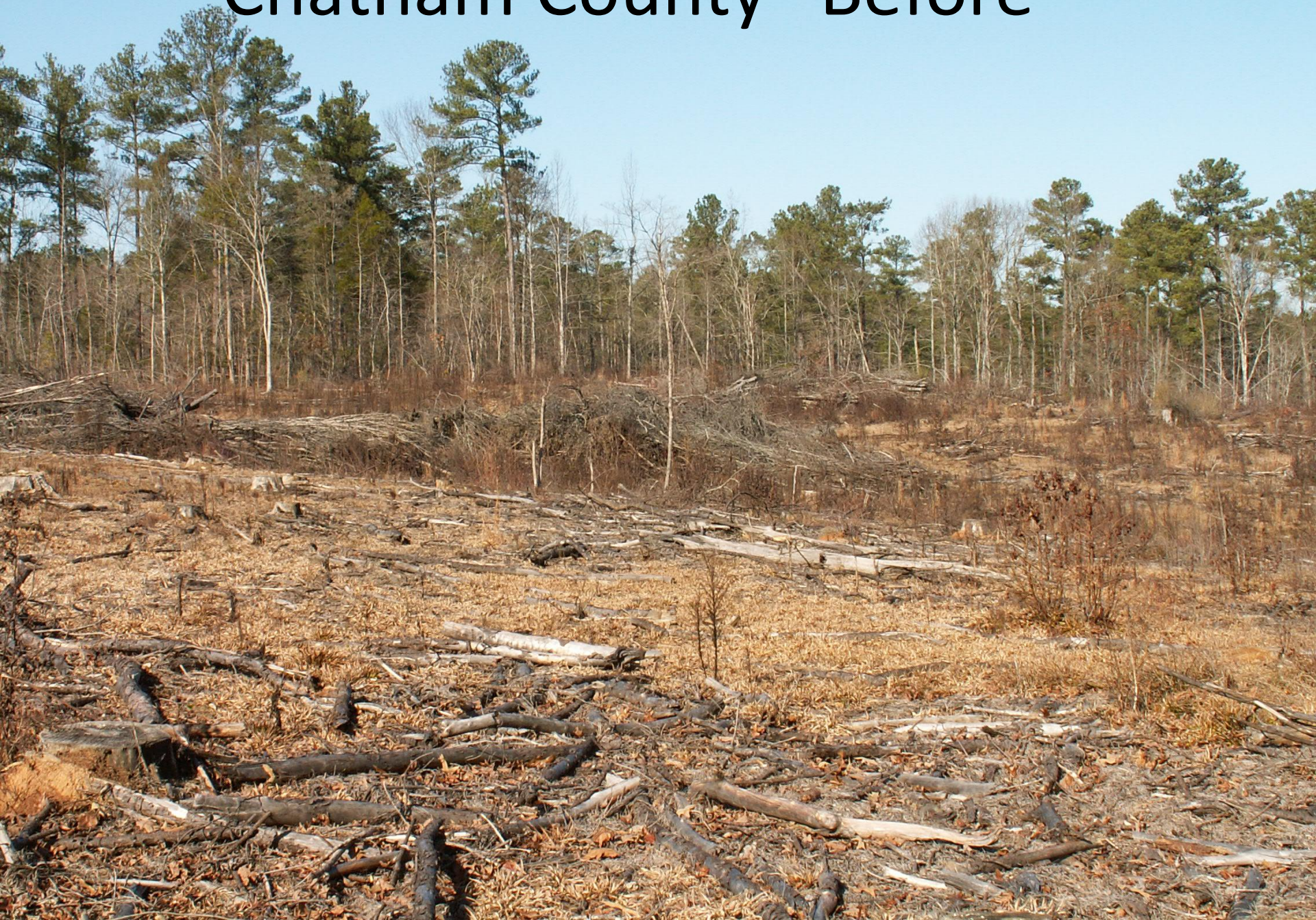
Another view of the
current state record
longleaf pine





North Carolina's oldest longleaf pine (Weymouth Woods)

Chatham County "Before"



Chatham County "During" (December 22, 2009)



Chatham County "After"





The End